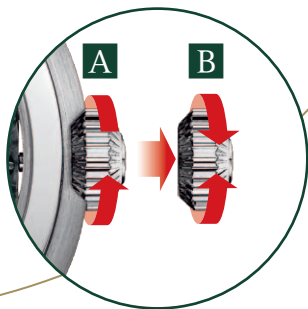


INSTRUCTIONS FOR USE
MODE D'EMPLOI

MILLENARY

CALIBRE 4101
SEFWINDING

AUDEMARS PIGUET
Le Brassus



ENGLISH

Quick-link contents page.

Simply click on the relevant title or subheading to following the link to your chosen section.

Click on the white «English» to return to the main contents page.

GUARANTEE AND CARE

All details concerning the guarantee and care instructions of your watch are provided in the certificate of origin and guarantee attached.



INTRODUCTION P 27

- THE MANUFACTURE AUDEMARS PIGUET

ABOUT THE WATCH P 30

- THE AUTOMATIC CALIBRE
- TECHNICAL SPECIFICATIONS OF THE MOVEMENT

DESCRIPTION OF WATCH P 36

- VIEWS OF THE MOVEMENT
- TECHNICAL DATA OF THE MOVEMENT
- SPECIFICITIES

USE OF FUNCTIONS P 38

- WATCH INDICATIONS AND FUNCTIONS
- SETTING THE TIME
- WINDING THE WATCH



THE MANUFACTURE AUDEMARS PIGUET

THE VALLÉE DE JOUX : CRADLE OF THE WATCHMAKER'S ART

In the heart of the Swiss Jura, around 50 kilometres north of Geneva, nestles a landscape which has retained its natural charm to this day: the Vallée de Joux. Around the mid-18th century, the harsh climate of this mountainous region and soil depletion drove the farming community settled there to seek other sources of income. With their high degree of manual dexterity, inexhaustible creativity and enormous determination, the inhabitants of the valley, known as Combiens, were naturally drawn to watchmaking.

Due to their high quality, the movements they produced acquired great popularity with the Geneva firms which used them to create complete watches.

From 1740 onwards, watchmaking developed into the principal industry of the Vallée de Joux. This region was thus transformed, as an 1881 chronicle put it, “into a land of milk and honey, in which poverty has rapidly disappeared”.



TWO NAMES FOR A GREAT ADVENTURE

In 1875, two young men passionate about Haute Horlogerie – Jules Louis Audemars and Edward August Piguet – decided to pool their skills to design and produce watches with complications in the Vallée de Joux, the cradle of Haute Horlogerie. Determination, imagination and discipline led them to instant success. A branch in Geneva was their next move in about 1885 and new commercial links were forged at the 1889 Paris World Exposition, where they exhibited complication pocket watches. The Audemars Piguet factory continued to expand as the years went by. Its creations represented major milestones in the history of Haute Horlogerie, like the first minute repeater wristwatch in 1892 and the smallest five-minute repeater movement ever made in 1915.

From 1918 onwards, the founders passed the reins of the business onto their sons, who in turn perfected their expertise in manufacturing men's and ladies'

wristwatches as well as designing new sophisticated, ultra-thin movements. Perseverance and initiative were the watchwords: while the Wall Street crash in 1929 was a bitter blow, the company directors were soon designing so-called skeleton watches before embarking on chronograph production. But this new momentum was abruptly interrupted by the Second World War. Re-organisation was necessary in the aftermath of the conflict. The factory focused on creating top-of-the-range items in keeping with its tradition of innovation. A strategy that would prove its worth, especially since it was backed by outstanding creative daring.



Audemars Piguet continued to build on its now international reputation with creative designs. 1972 saw the launch of the Royal Oak, the first, immediately successful high-quality sports watch in steel, followed in 1986 by the first ultra-thin tourbillon wristwatch with automatic winding. The creative spirit of the Manufacture has not faltered since, offering aesthetically original timekeepers with outstanding movements. Thus it brought watches with complications back into fashion at the end of the 1980s, launching its extraordinary Tradition d'Excellence collection in 1999. All the signs of a bold spirit rooted firmly in tradition and auguring well for the future.

THE AUTOMATIC CALIBRE

The Audemars Piguet manufacture presents the calibre 4101: a selfwinding movement with small second display, the perfect combination of functionality and aesthetics and the highest level of refinement in the watchmaker's art.

TRADITION AND INNOVATION

Audemars Piguet has always striven to safeguard and uphold its independence. This is why the company developed its own method of crafting mechanisms, particularly with the design of Audemars Piguet calibres. Every aspect bears the unmistakable AP signature – bridges arranged harmoniously side by side, hand-finished and embellishments components – and presents elegant equilibrium, further enhanced by the angular balance cock.

But this calibre 4101 stands out in particular for its three-dimensional architecture revealing the heart of the watch. The regulating component (balance, pallet and escapement) can now be seen at the front rather than in its usual concealed position at the back. These components, governed by the movement architecture and its functional appearance, now play an essential role in the general aesthetics of the watch.

THE AUTOMATIC CALIBRE

Calibre 4101 is a selfwinding movement. Wrist movements produce the energy required for it to function.

This energy, harnessed by a 22 carat gold oscillating weight, is transmitted to the mainspring by a gear-train.

As it gradually winds around the barrel-arbor, the spring accumulates energy that is then transmitted to the watch movement at a steady rate.

The maximum power reserve is reached after a period of time varying from several hours to several days, depending on the owner and the amount of activity.



TECHNICAL SPECIFICATIONS OF THE MOVEMENT


REGULATING ORGAN

- Through balance bridge ①:

Guarantees high precision positioning of the balance and greater degree of shock resistance, thus ensuring greater timekeeping precision.

- Balance with 8 variable inertia blocks ②:

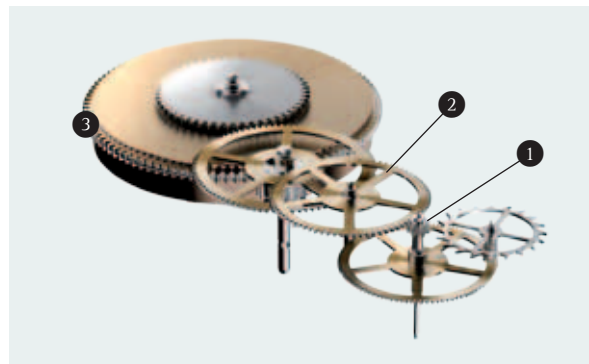
Balance with variable inertia moment thanks to eight inertia blocks used to adjust the running of the watch without altering the active length of the balance-spring.



GEAR TRAIN

A train produced according to AP quality standards fulfils the following criteria:

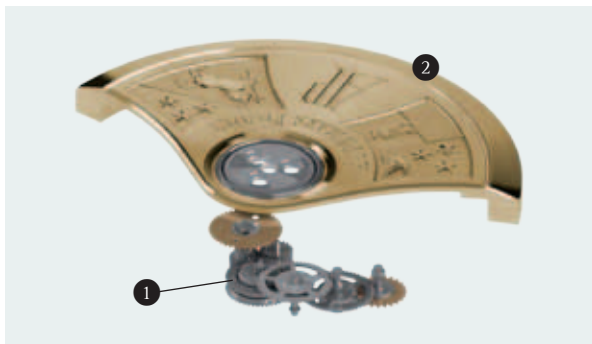
- Pinions are polished ①.
- The pivots and sweep of the pivots are burnished.
- The non-functional surfaces of the wheels are gold-plated and adorned with a circular pattern ②, the arms are bevelled and the edges are diamond-tipped.
- After being gold-plated, the teeth of the wheel are milled to ensure a geometrically and functionally flawless surface ③.



AUTOMATIC WINDING

This calibre meets the following standards :

- Extremely low friction at the wheels and springs.
- Rapid winding in both directions ①.
- Barrel with large power reserve (approx. 60 hours).
- 22-carat gold rotor mounted on ceramic ball-bearings ②.



VIEWS OF THE MOVEMENT

Calibre 4101

Caseback side



Rhodium plating



NAC treated

Dial side



Rhodium plating



NAC treated

TECHNICAL DATA OF THE MOVEMENT

Total thickness: 7.46 mm

Total dimensions: 37.25 x 32.90 mm

Frequency: 28,800 vibrations/hour (4 Hz)

Number of jewels: 34

Minimal power reserve: approx. 60 hours

Bidirectional automatic winding

Rotor mounted on ceramic ball bearing, with oscillating weight segment in 22 carat gold

Balance with variable inertia blocks in 18 carat gold

Breguet balance-spring

Screwed mobile stud-holder

Number of parts: 284

SPECIFICITIES

Oval shaped movement

Three-dimensional built movement

Automatic mechanism with ceramic ball bearings

Bevels of the dial side bridges are diamond graved

Hours and minutes dial and seconds subdial both excentred

Balance wheel visible from dial side

Inverted swiss lever escapement

WATCH INDICATIONS AND FUNCTIONS

(see figure on the inside cover)

- ① Hour hand
- ② Minute hand
- ③ Small seconds hand

Your watch is fitted with a two-position crown :

- A** Crown in position for winding movement manually
- B** Crown in position for setting the time





SETTING THE TIME

Pull the crown to position **B**. You may now set the time by winding in either direction without risk of damaging the movement.

It is advisable to set the time clockwise and to adjust it precisely by moving the hands forward carefully until you reach the desired time.

WINDING THE WATCH

Turn the crown at least 30 times (in position **A**) to wind the watch. The movements of the wearer's wrist will then activate the automatic system and keep the watch running.

Warning: the automatic winding system will not work if the watch is not worn. The watch can then be stopped before the 60 hours power reserve according to its initial winding.

