

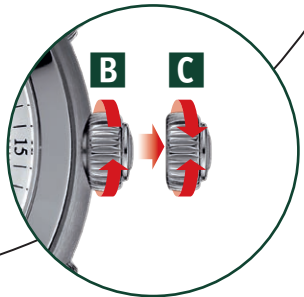
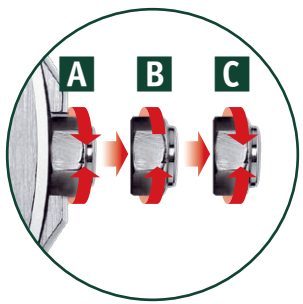


Instructions for use  
Mode d'emploi

TOURBILLON AND  
CHRONOGRAPH

Calibre 2889  
Hand-wound

**AP**  
**AUDEMARS PIGUET**  
*Le maître de l'horlogerie depuis 1875*



**ENGLISH**

Quick-link contents page (see opposite).

Simply click on the relevant title or subheading to following the link to your chosen section.

Click on the white “English” to return to the main contents page.

**1. Introduction** p 29

The Manufacture Audemars Piguet

The tourbillon

The chronograph

**2. Description of watch** p 36

Views of the movement

Technical data of the movement

Specificities

Watch indications and functions


**3. Basic functions** p 40

Setting the time

Winding the watch

Using the chronograph

**4. Additional comments** p 45



## The Manufacture Audemars Piguet

### The Vallée de Joux : cradle of the watchmaker's art

**I**n the heart of the Swiss Jura, around 50 kilometres north of Geneva, nestles a landscape which has retained its natural charm to this day: the Vallée de Joux. Around the mid-18th century, the harsh climate of this mountainous region and soil depletion drove the farming community settled there to seek other sources of income. With their high degree of manual dexterity, inexhaustible creativity and enormous determination, the inhabitants of the valley, known as Combiens, were naturally drawn to watchmaking.

Due to their high quality, the movements they produced acquired great popularity with the Geneva firms which used them to create complete watches.

From 1740 onwards, watchmaking developed into the principal industry of the Vallée de Joux. This region was thus transformed, as an 1881 chronicle put it, "into a land of milk and honey, in which poverty has rapidly disappeared".

## Two names for a great adventure

**I**n 1875, two young men passionate about Haute Horlogerie — Jules-Louis Audemars and Edward-August Piguet — decided to pool their skills to design and produce watches with complications in the Vallée de Joux, the cradle of Haute Horlogerie. Determination, imagination and discipline led them to instant success. A branch in Geneva was their next move in about 1885 and new commercial links were forged at the 1889 Paris World Exposition, where they exhibited complication pocket watches. The Audemars Piguet factory continued to expand as the years went by. Its creations represented major milestones in the history of Haute Horlogerie, like the first minute repeater wristwatch in 1892 and the smallest five-minute repeater movement ever made in 1915.

From 1918 onwards, the founders passed the reins of the business onto their sons, who in turn perfected their expertise in manufacturing men's and ladies' wristwatches as well as designing new sophisticated, ultra-thin movements. Perseverance and initiative were the watchwords: while the Wall Street crash in 1929 was a bitter blow, the company directors were soon designing so-called skeleton watches before embarking on chronograph production.



But this new momentum was abruptly interrupted by the Second World War. Re-organisation was necessary in the aftermath of the conflict. The factory focused on creating top-of-the-range items in keeping with its tradition of innovation. A strategy that would prove its worth, especially since it was backed by outstanding creative daring.

Audemars Piguet continued to build on its now international reputation with creative designs. 1972 saw the launch of the Royal Oak, the first, immediately successful high-quality sports watch in steel, followed in 1986 by the first ultra-thin tourbillon wristwatch with automatic winding. The creative spirit of the Manufacture has not faltered since, offering aesthetically original time-keepers with outstanding movements. Thus it brought watches with complications back into fashion at the end of the 1980s, launching its extraordinary Tradition d'Excellence collection in 1999. All the signs of a bold spirit rooted firmly in tradition and auguring well for the future.

## The tourbillon

The most outstanding watchmakers have been striving to improve timing accuracy since the second half of the 18<sup>th</sup> century. The desire to achieve an identical setting for a timepiece in all positions is a major challenge. Under the Earth's pull, the tiniest variations in equilibrium have a negative influence on the regulating part (balance/balance-spring) when positioned vertically, thus causing running differences in the watch.


In 1801 the watchmaker Abraham Louis Breguet thought up a tourbillon regulating system that balanced the running differences in all positions.

The operating principle has remained largely the same to this day: the escapement parts (wheel, pallet and balance) are held in a movable frame rather than being fixed in the movement. By rotating on its axis every minute with the escapement parts, this frame enables all the parts to change position constantly, thereby offsetting the running differences caused by the effects of gravitation.



185 years later, in 1986, Audemars Piguet successfully fitted this system for the first time into a production wristwatch with an ultra-thin automatic mechanical movement. The Manufacture in Le Brassus has since built on this success by presenting many tourbillon models combined with all watch complications.

The Manufacture, still one of the select few mastering the secrets of this complication, offers more than 25 different tourbillon movements.





## The chronograph

We are often called upon to be able to measure the time separating two events. This makes the chronograph an indispensable instrument. Its invention was the work of a watchmaker in the Vallée de Joux, Henri-Féréol Piguet, who designed and created this system in 1845.

Since its founding in 1875, Audemars Piguet has been developing and making some of the most sophisticated and efficient chronographs in the world. While the tourbillon and chronograph both faithfully reflect this philosophy, dating back over one hundred years, the movement makes its own mark with an exclusive chronograph mechanism, showcasing one of the Brassus Manufacture's latest advances in reliability and precision.

The chronograph mechanism features a new, highly effective coupling lever. This provides dual gearing adjustment to ensure greater accuracy, an exclusive Audemars Piguet innovation that also prevents the chronograph hand from jumping when the start function is activated.

Moreover, the 30-minute counter is equipped with a practical device enabling a semi-instant jump of the chronograph minute hand within an interval of approximately half a second. The advantage of this system lies in the facilitated time measurement reading, since the transition from one minute to the next occurs rapidly and gives a clear indication of the number of minutes elapsed.





## Views of the movement

Calibre 2889

Bridge side



Dial side



## Technical data of the movement

Total thickness : 8.07 mm

Total diameter : 29.90 mm

Frequency : 21,600 vibrations/hour (3 Hz)

Number of jewels : 28

Minimal power reserve : approx. 72 hours

Manual winding

Balance with variable inertia screws

Breguet (Phillips) hairspring

Mobile stud-holder

Number of parts : 290

## Specificities

Integrated chronograph movement

Chronograph mechanism with column wheel

30-minute counter

Manual finishing on both bridges and mainplate

Manual finishing of the cut out parts (polished bevels, grained finishing on top and Matt "brouillé" finishing underneath)

## Watch indications and functions

(see figure on the inside cover)

In chronograph mode, your watch can **measure** times to 1/6 second and up to 30 minutes.

- ❶ Hour hand
- ❷ Minute hand
- ❸ Second hand
- ❹ Second counter hand
- ❺ Minute counter hand (up to 30 minutes)
  
- E Pushbutton of the chronograph function
  - Push once: start
  - Push again: stop
- F Pushbutton to return to zero

Your watch has a two-position or three-position crown:

- A Crown in "screwed down" position  
(certain Royal Oak models only)
- B Crown in position for winding movement manually
- C Crown in position for setting the time

**Caution:** On certain Royal Oak models, the crown must be unscrewed to access the different settings. Afterwards, carefully screw it back into position **A** to ensure water resistance.



## Setting the time

On certain Royal Oak models, always unscrew the crown before use.

Pull the crown to position **C**. You may now set the time by winding in either direction without risk of damaging the movement. Recommendation: make sure to set the time precisely by carefully moving the hands forward to the time desired.

## Winding the watch

On certain Royal Oak models, always unscrew the crown before use. The unscrewed crown will automatically position itself at **B**.

Your watch is fitted with a mechanical hand-wound movement.

We recommend that you rewind your watch completely every two days at the same time (crown in position **B**). Take great care not to overwind (never force it when fully wound). Some models are fitted with a torque limiter crown, which rotates in the void when too much pressure is applied.

On certain Royal Oak models, always screw the crown back to position **A** to ensure water-resistance.



## Using the chronograph

### Start

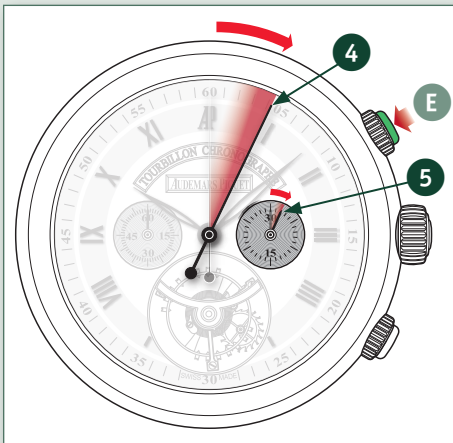
Press the pushbutton **E**

### Stop

Press pushbutton **E** once again

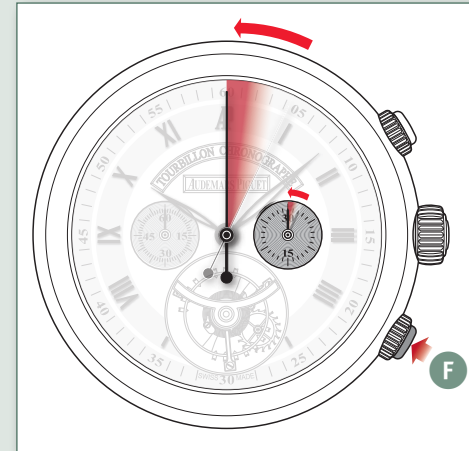
To read the time taken for an event, consult the following:

- the minute counter hand **5**
- the second counter hand **4**



### Returning to zero

Press the pushbutton **F**




### To continue timing an event

After the first stop, the chronograph can be restarted and stopped at will without first requiring you to return it to zero. This means you can obtain a total time by adding the second time to the first and so on. During all these operations, the watch continues to function normally.

### Important remark

Your chronograph can be used as often as you like. You are however recommended not to leave it running permanently.



## **Guarantee and care**

---

All details concerning the guarantee and instructions on caring for your watch are provided in the enclosed certificate of origin and guarantee.

